




Pittsburg CALIFORNIA

Community & Economic Development - Planning Division
65 Civic Avenue, Pittsburg, CA 94565
Email: planning@pittsburgca.gov
Tel: (925) 252-4920
Fax: (925) 252-4814

Community and Economic Development Community Enrichment Program Common Concerns— Residential

Accessory Structures/ Sheds have required setbacks and may be subject to a Building Permit. (PMC 18.50.105)



Garbage/recycle containers must be stored out of public view when not out for collection. (PMC 1.20.020[F])



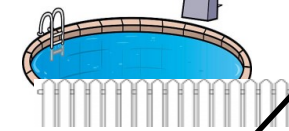
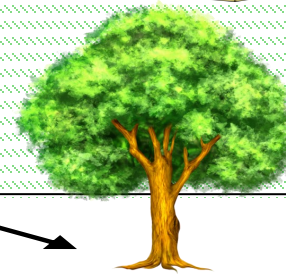
Maximum of 50 percent lot width allowed to be paved for parking and other purposes. Remainder of site can be landscaped and or finished with permeable ground-cover. This does not include pedestrian walkways. (PMC 18.78.050[A][5])



Prohibited vehicles and vessels. (PMC 18.78.070)



Each property owner must maintain the landscaping in front of their property and is encouraged to use water efficient landscaping practices. (PMC 18.84.325; 18.84.320 [C]; 18.84.330 [D])



Maximum Fence Height: 6 Feet. 4.5 Feet in front yards and the first 20 feet of side yards on corner lots. See fencing regulations for full details. (PMC 18.84.205[b])

Every fence, wall, and hedge is subject to the driveway visibility requirements of PMC 18.78.050(C).

Pools, hot tubs and spas require a permit and have setback and barrier requirements. (PMC 18.84.670).

Debris may not be visible from the public right of way. (PMC 1.20.020[G])

The area between the sidewalk & street is called the *Planter Strip*. It is maintained by the property owner. Please contact staff if you have questions regarding modifying the planter strip or the side walk in front of your property.

RV, travel trailers, and boats must be stored so as to not be visible from the public roadway (PMC 18.78.070[G])

Removal of a tree may require a Tree Removal Permit (PMC 18.84.845) Contact staff to confirm prior to removal.

Striving to enhance the quality of life for Pittsburg residents and business owners.

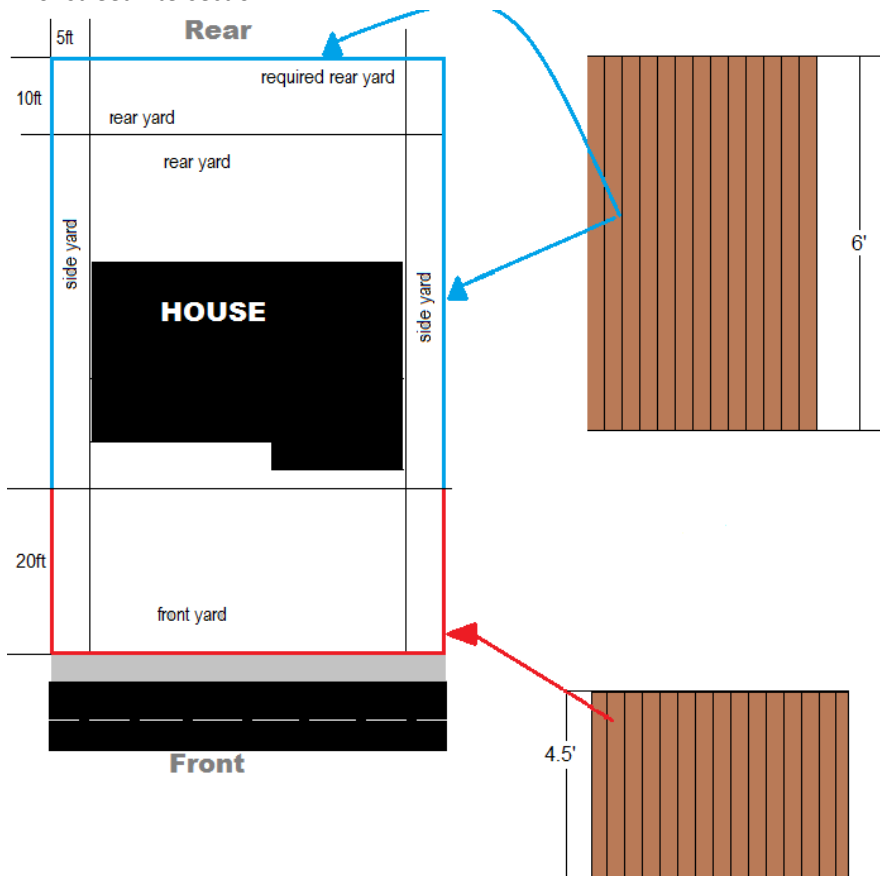
Visit our Permit Center for further information at 65 Civic Avenue, Pittsburg or via telephone (925)252-4920, or by email: planning@pittsburgca.gov

City Ordinance Overview

Please refer to the City of Pittsburg Municipal Code for full details (<https://www.codepublishing.com/CA/Pittsburg/#!/Pittsburg18/Pittsburg18.html>)

Fence Height (PMC 18.84.205)

- Maximum fence height in Residential Districts:
 - Side and Rear: 6 feet
 - Front and corner side of a reverse corner lot: four and one-half feet.
 - Corner side: six feet, except for the portion of the lot within three feet of the edge of the sidewalk, or three feet from the curb or pavement if there is no sidewalk, in which the maximum height is four and one-half feet.
 - Corner side sight visibility triangle: four and one-half feet within a triangle formed by the intersecting street lines and a line joining points on these street lines at a distance of 30 feet from the intersection of these lines.
- Every fence and wall must be constructed in a sound and workmanlike fashion using new or good used material, and be maintained erect in a state of good repair. A dilapidated, dangerous, or unsightly fence or wall must be repaired, or removed, as the situation may warrant.
- A fence, structure or landscape feature may not restrict visibility at a driveway or street intersection.



Vehicle Storage (PMC 18.78.070)

Parking or storage of vehicles and vessels: Prohibition. No person may park or store any of the following vehicles, vessels or items on public or private property in a district except as provided below: Airplane; Boat; Bus; Camper; Camp car or house car; Carry all; Golf cart; Implements of husbandry; Mobile home; Recreational vehicle; Semitrailer; Tow car; Trailer; Travel coach; Travel trailer; Truck (except a pickup truck with a gross vehicle weight of 15,000 or fewer pounds); Truck tractor; Utility trailer.

The definitions of the enumerated vehicles and vessels are those set forth in the Vehicle Code or (if not defined) by common usage. Exceptions. Notwithstanding the prohibition in subsection (A) of this section, a vehicle or vessel referred to in subsection (A) of this section may be parked or stored if it meets one of the following conditions: 1) It is parked or stored on a paved surface for less than 72 hours total in any 30-day period on a parcel in a permitted location. This exception does not apply to a commercial vehicle; 2) it is not visible by being maintained in a garage or other building or behind a fence, wall or landscaping; or 3) for pick-up or delivery, the loading or unloading of a commercial vehicle is permitted for up to five hours subject to PMC 10.16.130.

Parking Space Location (PMC 18.78.050[A][5])

A paved parking space serving a single-family dwelling may not be located in that portion of a front or corner side yard which is more than a distance equal to one-half of the lot width.

No more than 50 percent of required front yard area shall be paved for parking, with the exception of paving necessary for walkways and paseos subject to review and approval by the zoning administrator.

Required Parking (PMC 18.78.040 Schedule A)

Parking required for single family residential units is 2 spaces per unit, including 1 covered.

Accessory Buildings and Sheds (PMC 18.50.105)

- Detached accessory structures have different setbacks depending on the zoning designation of the residential property.
- Email planning@pittsburgca.gov to determine your property-specific setback requirements.
- May be located within the required rear or side setback area if specific conditions are met – see full ordinance for details.
- If you intend to construct, alter, repair, move, demolish or change the occupancy of a building or structure, you must first obtain the required permit.

Swimming Pools and Spas (PMC 18.84.670)

A swimming pool, spa or hot tub is considered an accessory use. Each swimming pool, spa or hot tub must be enclosed with a fence at least five feet high and meet all other requirements of Chapter 15.56 PMC. A swimming pool, spa or hot tub is not permitted in a required front or street side yard, nor within a utility or access easement. A swimming pool, spa or hot tub is not permitted within five feet of a side or rear property line. Pool equipment may not be located within three feet of a side or rear property line.